

BA226

Suitable Conditions

Good medium to high mileage vehicles running on paved and unpaved roads







- ✓ Tear Resistance
- ✓ Excellent Grip
- ✓ Adapt to Various Road Conditions



Recommend



Size	Load Index	Tread Depth(mm)				M+S	
385/65R22.5	164K	17.5	D	B	73 / B	✓	✓
425/65R22.5	165K	17.5	D	B	73 / B	✓	✓

1inch=25.4mm 1kPa=0.142psi 1KG≈2.2 lbs