

BT180


Suitable Conditions

Medium and long mileage vehicles running on paved roads







- ☒ Ultra Wear Resistance
- ☒ Long Mileage
- ☒ Excellent Durability



 Recommend



Size	Load Index	Tread Depth(mm)				M+S	
385/65R22.5	164K	17.0	B	C	72 / B	✓	✓

1inch=25.4mm 1kPa=0.142psi 1KG≈2.2 lbs