


M+S



OH - 312+


Drive axle tyre for off road applications



Aggressive tread pattern that delivers outstanding traction in tough conditions with deeper and wider grooves that increase mileage and enhance service life.






Large Lugs ,cut & Chip resistance compound withstand serve conditions in gravel /Construction Usage.



Open shoulder design that ensures quicker evacuation of water delivering good road grip specially designed sipes on tread blocks ensure snow performance.

OH - 312+



Size	PR	Load Index	Speed Symbol	Tread Depth			
				mm			
13R22.5	18	156/150	K	22.0	E	A	75dB/B
315/80R22.5	20	156/150	K	22.0	D	A	75dB/B

Regrooving Guidelines



Size	D: Regrooving Depth	W: Regrooving Width
	mm	mm
13R22.5	2.5	7.0 - 8.0
315/80R22.5	2.5	7.0 - 8.0