




M+S POR

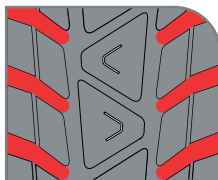
OH - 312

Drive axle tyre for off road applications


OH - 312



Aggressive tread pattern that delivers outstanding traction in tough conditions with deeper and wider grooves that increase mileage and enhance service life.






Large Lugs, cut & Chip resistance compound withstand severe conditions in gravel /Construction Usage.



Open shoulder design that ensures quicker evacuation of water delivering good road grip.



Size	PR	Load Index	Speed Symbol	Tread Depth	  
				mm	
11R22.5	16	148/145	K	21.0	Not Applicable for POR Category
12R22.5	18	152/149	K	23.0	
295/80R22.5	16	152/148	K	21.0	



Regrooving Guidelines

Size	D: Regrooving Depth	W: Regrooving Width
	mm	mm
11R22.5	2.5	6.0 - 7.0
12R22.5	2.5	7.0 - 8.0
295/80R22.5	2.5	7.0 - 8.0