







G02 ECO PRO DRIVE



The latest generation of tyres for fitment on drive axle of vehicles used in construction site. Maximum durability and low fuel consumption when driving on asphalt.

Innovative Bumper Technology	Special shape sipes	Additional big stone ejectors	Built-in stone ejectors in all grooves	Waved groove surface (Prometeon patent)
Reduced tread movement and vibrations enhancing regular wear, grip and safety	To improve traction performances and maintaining low sound emission	Stone trapping and damages of the grooves prevention, and high tyre life	Stone trapping prevention for maximum carcass integrity	Easy self-cleaning and maximum traction on all surface conditions

SIZE	LOAD INDEX / SPEED CODE	MARKING						
13 R 22.5	158/156K	M+S	C	B	B	75dB	✓	
295/80 R 22.5*	152/149 L	M+S						
315/80 R 22.5	158/156K	M+S	C	B	B	75dB	✓	

(*) = UNDER PREPARATION