











G02 ECO PRO MULTIAXLE



The latest generation of all position tyres designed for fitment of vehicles used in construction site. Maximum durability and low fuel consumption when driving on asphalt.

Reinforced and connected tread blocks  Maximum tearing resistance	Wide and deep grooves  Excellent traction and high mileage	Built-in stone ejectors in lateral grooves  Stone trapping prevention for maximum carcass integrity	Closed shoulders  Great handling and durability
--	--	--	--

SIZE	LOAD INDEX / SPEED CODE	MARKING						
13 R 22.5	158/156K	M+S	C	B	B	72dB	✓	
295/80 R 22.5*	154/149 L	M+S						
315/80 R 22.5	158/156K	M+S	C	A	B	72dB	✓	

(*) = UNDER PREPARATION