

H02 PROFUEL™ DRIVE



The latest generation of drive tyres for long-haul transport designed for maximum efficiency and safety, and enhanced even wear and mileage.

Compact tread blocks design

High pattern stiffness, low rolling resistance and even wear, with no compromise on mileage and comfort

Innovative high density and full depth wave sipes design







Great traction, wet braking and snow grip performance

HGE – High Grip Evolution – technology (Prometeon patent) featuring innovative grooves design

Enhanced grip performance throughout the tyre life, low noise generation for great driving comfort

New shoulder lugs profile

High traction performance and effective water drainage

SIZE	LOAD INDEX / SPEED CODE	MARKING						
315/70 R 22.5	154/150 L (152/148 M)	M+S	A	B	A	71dB	√	
315/80 R 22.5*	158/150 L (156/150 M)	M+S	A	B	B	73dB	√	

(*) UNDER PREPARATION